

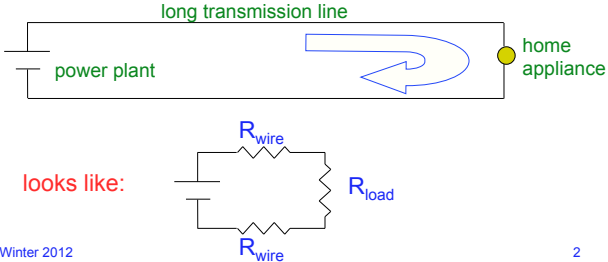
AC Electricity

Why AC?
Distribution

UCSD: Physics 121; 2012

Getting Power to Our Homes

- Let's power our homes with DC power
 - DC means direct current: just like what batteries deliver
- But want power plants far from home
 - and ability to "ship" electricity across states
- So power lines are long
 - resistance no longer negligible

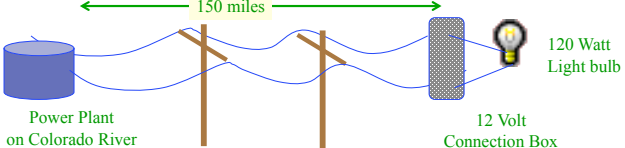


looks like:

Winter 2012 2

UCSD: Physics 121; 2012

Power Dissipated in an Electricity Distribution System



- Estimate resistance of power lines: say 0.001 Ohms per meter, times 200 km = $0.001 \Omega/m \times 2 \times 10^5 m = 20 \text{ Ohms}$
- We can figure out the current required by a single bulb using $P = VI$ so $I = P/V = 120 \text{ Watts}/12 \text{ Volts} = 10 \text{ Amps (!)}$
- Power in transmission line is $P = I^2R = 10^2 \times 20 = 2,000 \text{ Watts!!}$
- "Efficiency" is $\epsilon = 120 \text{ Watts}/4120 \text{ Watts} = 0.3\%!!!$
- What could we change in order to do better?

Winter 2012 3

UCSD: Physics 121; 2012

The Tradeoff

- The thing that kills us most is the high current through the (fixed resistance) transmission lines
- Need less current**
 - it's that square in I^2R that has the most dramatic effect
- But our appliance needs a certain amount of power
 - $P = VI$ so less current demands higher voltage
- Solution is **high voltage** transmission
 - Repeating the above calculation with 12,000 Volts delivered to the house draws only
 - $I = 120 \text{ Watts}/12 \text{ kV} = 0.01 \text{ Amps}$ for one bulb, giving
 - $P = I^2R = (0.01)^2 \times 20 = 20 \times 10^{-4} \text{ Watts}$, so
 - $P = 0.002 \text{ Watts}$ of power dissipated in transmission line
 - Efficiency in this case is $\epsilon = 120 \text{ Watts}/120.004 = 99.996\%$

Winter 2012 4

UCSD: Physics 121; 2012

DANGER!

- But having high voltage in each household is a recipe for disaster
 - sparks every time you plug something in
 - risk of fire
 - not cat-friendly
- Need a way to step-up/step-down voltage at will
 - can't do this with DC, so go to AC

Winter 2012 5

UCSD: Physics 121; 2012

A way to provide high efficiency, safe low voltage:

High Voltage Transmission Lines
Low Voltage to Consumers

Winter 2012 6

UCSD: Physics 121; 2012

Transmission structures

500 kv	230 kv	138 kv	69 kv	7 - 13 kv
500,000	230,000	138,000	69,000	7-13,000
long-distance	→			neighborhood

Winter 2012 7

UCSD: Physics 121; 2012

Why is AC the solution?

- AC, or *alternating current*, is necessary to carry out the transformation
- To understand why, we need to know something about the relationship between electric current and magnetic fields
- Any current-carrying wire has a circulating magnetic field around it:

Winter 2012 8

Electromagnet Coil

UCSD: Physics 121; 2012

- By arranging wire into a loop, you can make the magnetic fields add up to a substantial field in the middle

looks just like a magnet

Current out Current in

Winter 2012 9

Induced Current

UCSD: Physics 121; 2012

- The next part of the story is that a **changing magnetic field** produces an electric current in a loop surrounding the field
 - called electromagnetic induction, or Faraday's Law

(a) Copyright © Addison Wesley Longman, Inc. (b) (c)

Winter 2012 10

Transformer is just wire coiled around metal

UCSD: Physics 121; 2012

- Magnetic field is generated by current in primary coil
- Iron core channels magnetic field through secondary coil
- Secondary Voltage is $V_2 = (N_2/N_1) V_1$
- Secondary Current is $I_2 = (N_1/N_2) I_1$
- But Power in = Power out
 - negligible power lost in transformer
- Works only for AC, not DC

If the primary wires and secondary wires don't actually connect, how does the energy get from the primary circuit to the secondary circuit?!

© 1997 The Learning Company, Inc. Winter 2012 11

Typical Transformers

UCSD: Physics 121; 2012

transformers usually heavy due to iron core

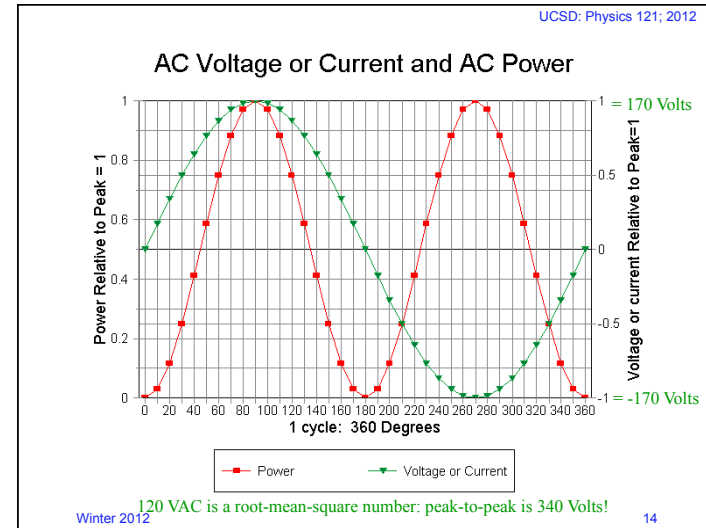
Winter 2012 12

UCSD: Physics 121; 2012

Alternating Current (AC) vs. Direct Current (DC)

- AC is like a battery where the terminals exchange sign periodically!
- AC sloshes back and forth in the wires
- Recall when we hooked up a bulb to a battery, the direction of current flow didn't affect its brightness
- Although *net* electron flow over one cycle is zero, can still do useful work!
 - Imagine sawing (back & forth), or rubbing hands together to generate heat

Winter 201213



UCSD: Physics 121; 2012

AC Receptacle

- Receptacles have three holes each
- Lower (rounded) hole is earth ground
 - connected to pipes, usually
 - green wire
- Larger slot is "neutral"
 - for current "return"
 - never far from ground
 - white wire
 - if wired correctly
- Smaller slot is "hot"
 - swings to +170 and -170
 - black wire
 - dangerous one

Winter 201215

UCSD: Physics 121; 2012

Assignment

- Read 6.9.1 on grounding

Winter 201216