

Electrical Interactions & Simple Circuits

Electric Forces and Fields
Charges in Motion
Batteries and Bulbs
Current, Voltage, and Power

UCSD: Physics 8; 2006

Electric Charge

- Fundamental particles carry something called **electric charge**
 - protons have exactly one unit of **positive** charge
 - electrons have exactly one unit of **negative** charge
- **Electromagnetic force is one of the basic interactions in nature**
 - like charges experience repulsive force (unlike gravity)
 - opposite charges attracted to each other (like gravity)
- **Electrical current is the flow of charge (electrons)**

Spring 20062

UCSD: Physics 8; 2006

Charge Balance

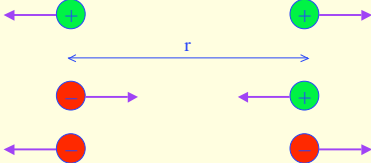
- **Neutral atoms are made of equal quantities of positive and negative charges**
 - Neutral carbon has 6 protons, 6 electrons, (& neutrons)
- **Electrons can be stripped off of atoms**
 - Electrons occupy the vulnerable outskirts of atoms
- **Usually charge flows in such a way as to maintain neutrality**
 - Excess positive charge attracts excess negative charge
 - Your body has 5×10^{28} positive charges and 5×10^{28} negative charges, balanced within trillions
 - one trillion is small compared to 10^{28} : less than one quadrillionth of our total charge is unbalanced!

Spring 20063

UCSD: Physics 8; 2006

Coulomb Law Illustrated

- Like charges **repel**
- Unlike charges **attract**



If charges are of same magnitude (and same separation), all the forces will be the same magnitude, with different directions.

Spring 20064

UCSD: Physics 8; 2006

"Electrostatic" Force: the Coulomb Law

- Two charges, Q_1 and Q_2 , separated by distance r exert a force on each other:

$$F = (k \cdot Q_1 \cdot Q_2) / r^2$$
- k is a constant (9×10^9), Q is in Coulombs, r in meters
 - One unit of charge (proton) has $Q = 1.6 \times 10^{-19}$ Coulombs
- Looks a lot like Newton's gravitation in form
- Electron and proton attract each other 10^{40} times stronger electrically than gravitationally!
 - Good thing charge is usually balanced!
- A typical finger spark involves the exchange of a trillion electrons, or about 10^{-7} Coulombs

Spring 2006 5

UCSD: Physics 8; 2006

Coulomb Force Law, Qualitatively

- Double one of the charges
 - force doubles
- Change sign of one of the charges
 - force changes direction
- Change sign of *both* charges
 - force stays the same
- Double the distance between charges
 - force four times weaker
- Double *both* charges
 - force four times stronger

Spring 2006 6

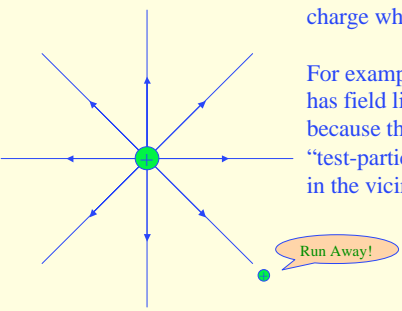
UCSD: Physics 8; 2006

Electric Field

- Can think of electric force as establishing a "field" telling particles which way to move and how fast

Electric "field lines" tell a *positive* charge which way to move.

For example, a positive charge itself has field lines pointing away from it, because this is how a positively-charged "test-particle" would respond if placed in the vicinity (repulsive force).



Spring 2006 7

UCSD: Physics 8; 2006

Analogy to Gravity field:


- On the surface of the earth, the force due to gravity is $F = mg$, where g is the gravitational acceleration
 - g is a vector, pointing down
 - tells masses how to move (how much force on mass, m)
- Since we know gravity is $F = GMm/r^2$, $g = GM/r^2$
 - acceleration due to gravity is independent of the mass of the "test body"
- Electric force is $F = kQq/r^2$
- Electric field is just $E = kQ/r^2$ so that $F = qE$
 - q is the charge analog to mass
 - E is the analog to gravitational acceleration: tells how a "test charge", q , will respond (what's the force on it?)
 - units of E work out to volts per meter (V/m)

Spring 2006 8

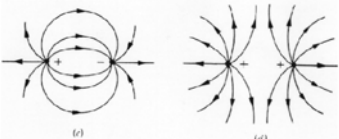
UCSD: Physics 8; 2006

Example Electric Fields Around Charges

A single, isolated charge acts as a source of an electric field (a) or a sink (b)



The field of two charges has a complicated shape, each charge disturbs the field of the other

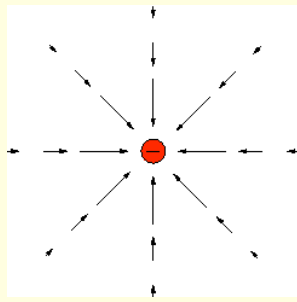


Opposite charges attract reflected by the field lines which link them together (c). Like charges repel, no field lines connect them (d).

Spring 20069

UCSD: Physics 8; 2006

But Realistic Picture Folds in Strength



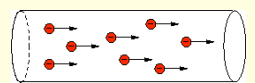
- Previous pictures conveyed direction, but did not account for $1/r^2$ strength of the E-field
- The E-field gets weaker as one goes farther away from a charge
- In essence, there is an electric field vector (strength and direction) at every point in space
- This picture shows a sampling of the E-field vectors at 24 points in space around a negative charge

Spring 200610

UCSD: Physics 8; 2006

Electric Current

- Electric current is simply the **flow of charge**




- **Electrons flowing in a wire constitute a current**
- **Measured in Coulombs per second, or Amperes**
 - Colloquially, Amp (A)
 - refers to amount of charge crossing through cross-sectional area per unit time
- **Electrons have a charge of -1.6×10^{-19} Coulombs**
 - so (negative) one Coulomb is 6×10^{18} electrons
 - one amp is 6×10^{18} electrons per second
 - subtle gotcha: electrons flow in direction opposite to current, since current is implicitly *positive* charge flow, but electrons are *negative*

Spring 200611

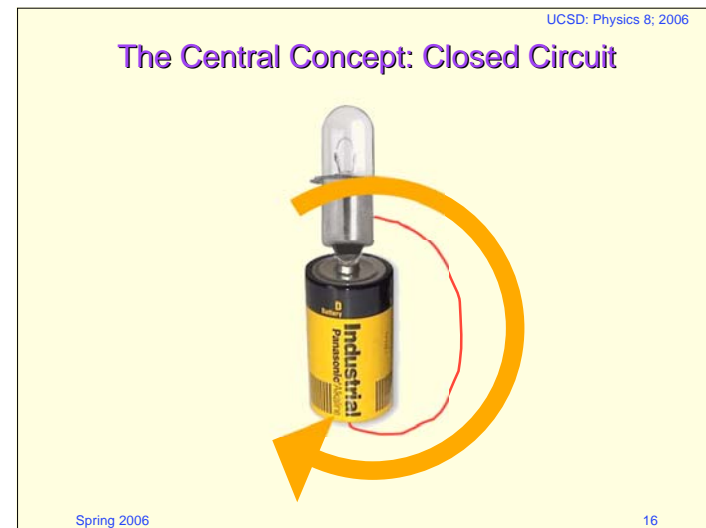
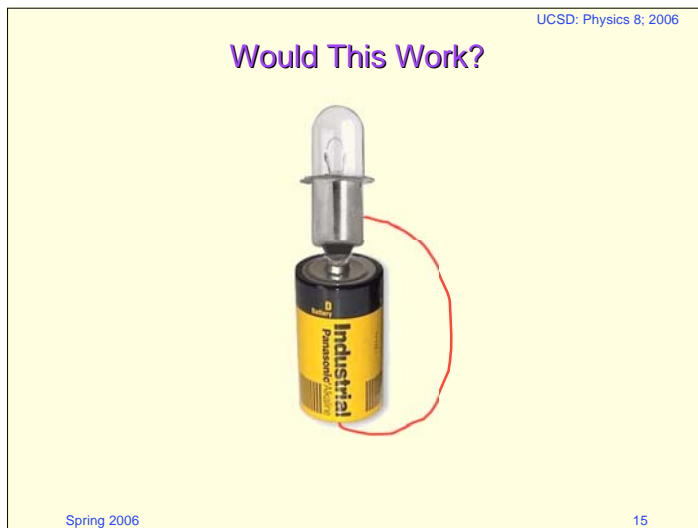


UCSD: Physics 8; 2006

The Quest for Light

- Given a battery, a light bulb, and one piece of wire, how would you get the bulb to light?

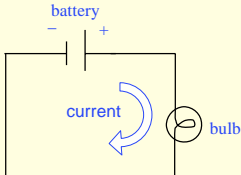


Spring 200612



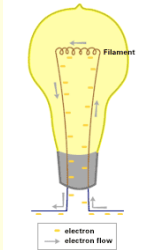
UCSD: Physics 8, 2006

Circuit in Diagram Form



In a closed circuit, current flows *around* the loop

electrons flow *opposite* the indicated current direction!
(repelled by negative terminal)

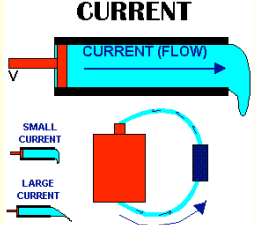


Current flowing through the filament makes it glow.
No Loop → No Current → No Light

Spring 200617

UCSD: Physics 8, 2006

Current is the Central Concept



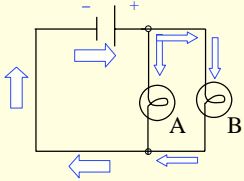
It sometimes helps to think of current as flow of water, which is more familiar to us. High current means lots of water flow per unit time. Low current is more like a trickle.

In electronics, it is the flow of *charge*, not water, that is described by the word current. And it's always *electrons* doing the flowing (thus *electronics*)

Spring 200618

UCSD: Physics 8, 2006

Currents Divide and Merge at Junctions



How much would the current *through the battery* change if I unscrewed one of the 2 bulbs?

How would the *brightness of "A"* change if I unscrewed "B"?

Spring 200619

UCSD: Physics 8, 2006

Answer

- The battery is supplying an equal amount of current to each of the two bulbs. If one of the bulbs is disconnected, the current through the battery will be halved.
- Unscrewing "B" would not affect the current through "A" so it will stay the same brightness.
- Why wouldn't more current flow through A?
 - The battery does not supply constant current (is there current even when the battery is disconnected?)

Spring 200620

UCSD: Physics 8; 2006

What Does a Battery Provide?

- Batteries *do* supply current
 - just not a *constant* current
- More **relatively**, batteries supply a **constant voltage**
 - D-cell is about 1.5 volts
- What is a voltage?
- Voltage is much like a potential energy
 - the higher the voltage, the more work can be done
 - it takes **one Joule** to push **one Coulomb** through **one Volt**
 - so a Volt is a Joule per Coulomb (J/C)

Spring 2006

21

UCSD: Physics 8; 2006

Voltage, Current, and Power

- One Volt is a Joule per Coulomb (J/C)
- One Amp of current is one Coulomb per second
- If I have one volt (J/C) and one amp (C/s), then multiplying gives Joules per second (J/s)
 - this is power: J/s = Watts
- So the formula for electrical power is just:

$$P = VI: \text{power} = \text{voltage} \times \text{current}$$
- More work is done per unit time the higher the voltage and/or the higher the current

Spring 2006

22

UCSD: Physics 8; 2006

Assignments

- Read pp. 304–309, 317–318, 324–331 to go along with *this* lecture
- Read pp. 224–231, 332–333, 407 for *next* lecture
- HW2 due 4/20: 7.E.1, 7.E.4, 7.P.1, 7.P.2, 7.P.3, 3.P.2, 3.P.4, plus eight additional **required** problems available on assignments page

Spring 2006

23